


XC 3000/48

4-AXIS CNC PROFILE MACHINING CENTER



MACHINE DESCRIPTION

Cabin type 4-axis CNC profile machining center equipped with a high-speed spindle that can rotate between 0°-180° independently, automatic tool changer magazine, profile clamping devices, pneumatic reference pins, and 3D programming software.

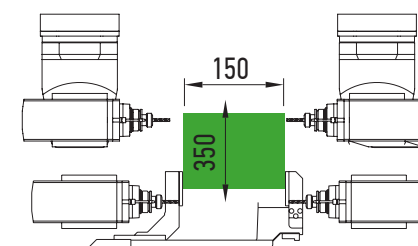
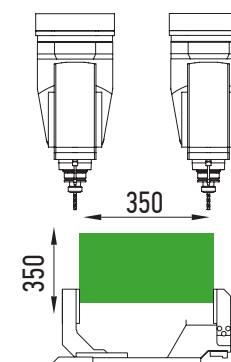
Body: All-machined metal profile structure. Thermally treated and vibration-free.

Spindle: 7.5 kW, 0-24,000 rpm adjustable ISO 30 with ceramic bearings, air-cooled. Tilting at any angle between 0°-180°.

Automatic tool changing magazine: Placed on the machine body with 12 positions for standard tools. The 200 mm notching blade is also integrated within.

Axis Information:
 X-axis: Brushless servo motor with gear moving on helical rack and pinion and linear guides. V/max: 70 m/min.
 Y-axis: Brushless servo motor with gear moving on helical rack and pinion and linear guides. V/max: 60 m/min.
 Z-axis: Servo motor with braking system moving on ball screw. V/max: 25 m/min.
 A-axis: Servo motor moving on harmonic cycloid reducer with zero backlash.

Profile Machining Length	: 8,000 mm / 10,000 mm.
Profile Machining Dimension (top & front)	: 350 x 350 mm.
Profile Machining Dimension (top, front, & back)	: 150 x 350 mm.
Maximum tool length	: 120 mm.
Maximum tool diameter	: 30 mm.
Maximum disc cutter diameter	: 200 mm.
Total installed power	: 13 kW / 30A / 400V / 50-60 Hz.
Air pressure and air consumption	: 6-8 bar / 50 l/min.



STANDARD EQUIPMENT

Thanks to the double-station working capability of the machine, it is possible to process two different projects in two stations. Manually positioned profile clamps. The number of clamps is 8 or 12 depending on the machine size. The width of the clamps is adjustable, and they are also suitable for fixture connection. The 7.5 kW 24,000 rpm ISO 30 high-speed spindle has an automatic tool changer magazine with 6 positions placed linearly at the end of the machine.

Machine enclosure moves up and down automatically following the work cycle.

Pulse spray mist coolant system.
 3D CAD/CAM software.
 Windows-based PC and 21.5" TFT-LED screen.

OPTIONAL EQUIPMENT

10,000 mm machining length.
 Automatic positioning of the clamps moved by the bridge.
 Disc cutter 200 mm.
 Extra clamping unit, manually positioned.
 Extra clamping unit, automatically positioned.
 Data import via barcode reader from window production software.
 Tapping with encoder on the spindle.
 8.5 kW, 24,000 rpm HSK-F63 spindle.
 Air conditioning inside the electrical panel.

